

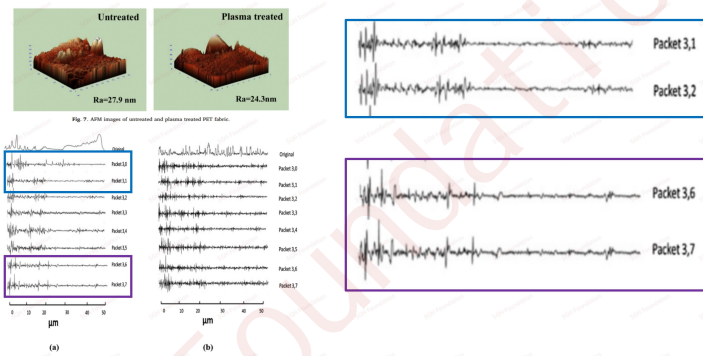
Issues on Articles from an Indian Group

Recently, the 5GH team found some issues on the articles published by an Indian Group.

10.1016/j.colsurfa.2020.124949

10.1016/j.colsurfa.2020.124949
Suspected Reused Data

5GH Foundation



The Packet 3,1 line and the Packet 3,2 line on the Figure 8 (a) of this article look too similar to each other than expected. The Packet 3,6 line and the Packet 3,7 line on the Figure 8 (a) of this article look too similar to each other than expected.

10.1016/j.corsci.2021.109948

10.1016/j.corsci.2021.109948
Overlapped SEM Images

5GH Foundation




Fig. 5. Cross-sectional microstructural images of plasma sprayed (a) LC, (b) Gd-LC, (c) Y-LC and (d) Yb-LC coatings.

Parts, but not all, of the SEM images in Figure 5 (a) and (d) of this article overlap to each other, but they were claimed to be obtained from different materials.

Reused SEM Images

5GH Foundation




Fig. 1. Microstructural images of as synthesized (a) LC, (b) Gd-LC, (c) Y-LC and (d) Yb-LC powders.

10.1016/j.corsci.2021.109948 (2022)




Fig. 7. Microstructural images of crushed and sieved LC powder (40–90 μm) at 100× and inserted 1000× magnifications.

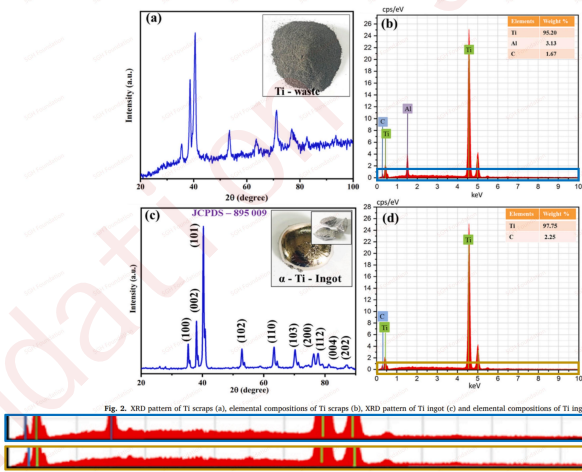
10.1016/j.ceramint.2018.01.036 (2018)

The SEM image on Figure 1 (a) of this article was reused from that on Figure 7 of the article [1], but the article [1] were not cited or mentioned.

10.1016/j.ceramint.2022.06.317

10.1016/j.ceramint.2022.06.317
Suspected Manipulated Spectra

5GH Foundation



Noise patterns of the EDX spectra on Figure 2 (b) and (d) of this article look too similar to each other than expected.

[1] 10.1016/j.ceramint.2018.01.036

This article is licensed to the 5GH Foundation under a CC BY-NC-ND 4.0 International License